

# FREE LEARNING SAMPLES PREP/FOUNDATION YEARS

## Prep/Foundation Quarterly Overview: 1 of 4

Week	English			Maths		Science	Our World
	Who am I?	Superhero Speakers	Focus Skill	Worldly Concepts	Everyday Concepts	Conscious Creatures	Fabulous Family
1	<p><u>Simple Sentences – Part 1</u></p> <ul style="list-style-type: none"> <li>Copy, write, complete and draw a picture to match the following sentences: <ul style="list-style-type: none"> <li>My name is _____.</li> <li>My sister's name is _____.</li> <li>My grandmother's name is _____.</li> </ul> </li> </ul> <p><u>Handwriting Heroes</u></p> <ul style="list-style-type: none"> <li>Recognise the following letters in upper and lower case: <ul style="list-style-type: none"> <li>A a &amp; B b</li> </ul> </li> </ul> <p>~ Refer to 'Who am I?' section of learning bundle ~</p>	<p><u>Sounds of the Week</u></p> <ul style="list-style-type: none"> <li>Listen to and sing the following songs of 'a' &amp; 'b': <ul style="list-style-type: none"> <li>Song 1 (short vowel): Apples in a sack a, a, a!</li> <li>Song 2 (long vowel): I ate potato on the table a, a, a!</li> <li>Song 3: Bees are buzzing, b, b, b!</li> </ul> </li> </ul> <p><u>Spontaneous Speakers</u></p> <ul style="list-style-type: none"> <li>Focus on expressing an opinion, for example: <ul style="list-style-type: none"> <li>I like _____ more than _____.</li> </ul> </li> </ul> <p>~ Refer to 'Superhero Speakers' section of learning bundle ~</p>	<p><u>Sight Words of the Week</u></p> <ul style="list-style-type: none"> <li>Verbally state and complete an activity on the following sight words: <ul style="list-style-type: none"> <li>A/a</li> <li>And/and</li> </ul> </li> </ul> <p><u>CVC Words</u></p> <ul style="list-style-type: none"> <li>Write and read the word 'cat' and verbally break the word apart into its individual sounds, for example: <ul style="list-style-type: none"> <li>c a t</li> </ul> </li> </ul> <p>~ Refer to 'Focus Skill' section of learning bundle ~</p>	<p><u>Patterns – Part 1</u></p> <ul style="list-style-type: none"> <li>Copy, continue, draw and create patterns with objects, for example: <ul style="list-style-type: none"> <li>Blocks</li> <li>Beads</li> <li>Cars</li> <li>Shapes</li> </ul> </li> </ul> <p>~ Refer to 'Worldly Concepts' section of learning bundle ~</p>	<p><u>Numbers Zero &amp; One</u></p> <ul style="list-style-type: none"> <li>Complete the following activities: <ul style="list-style-type: none"> <li>Match the word 'zero' with the number '0' and the word 'one' with the number '1'</li> <li>Draw, move and identify one object</li> <li>Count to ten from one</li> <li>Identify the number before and after one</li> <li>Sing the rhymes for these numbers while tracing and writing them</li> </ul> </li> <li>Count from zero to ten</li> </ul> <p>~ Refer to 'Everyday Concepts' section of learning bundle ~</p>	<p><u>Using Your Senses</u></p> <ul style="list-style-type: none"> <li>Explore and discuss the following terms: <ul style="list-style-type: none"> <li>Needs</li> <li>Wants</li> </ul> </li> <li>Use your five senses to observe living things in a chosen environment, thinking about the following: <ul style="list-style-type: none"> <li>What can you see?</li> <li>What can you hear?</li> <li>What can you smell?</li> <li>What can you taste?</li> <li>What can you touch?</li> </ul> </li> </ul> <p>~ Refer to 'Conscious Creatures' section of learning bundle ~</p>	<p><u>Family Members</u></p> <ul style="list-style-type: none"> <li>Discuss, label and draw who is in your family, for example: <ul style="list-style-type: none"> <li>Parents</li> <li>Guardians</li> <li>Siblings</li> <li>Grandparents</li> <li>Extended family</li> </ul> </li> <li>Discuss how family members are related to each other and if they have any special nicknames that have been given to them</li> </ul> <p>~ Refer to 'Fabulous Family' section of learning bundle ~</p>

FOR MORE INFORMATION VISIT  
[WWW.THECOLLECTIVEMINDS.CO](http://WWW.THECOLLECTIVEMINDS.CO)

COPYRIGHT, TRADEMARK AND RESTRICTIONS OF USE:

OUR CONTENT IS PROTECTED BY COPYRIGHT AND MAY NOT BE COPIED BY YOU OR ANY OTHER PERSON, WITHOUT OUR EXPRESS WRITTEN PERMISSION. IN PARTICULAR, YOU MAY NOT SHARE, COPY OR REDISTRIBUTE THE CONTENT IN ANY MEDIUM OR FORMAT AT ANY TIME. THE CONTENT IS FOR YOUR INDIVIDUAL PERSONAL USE ONLY. YOU ARE NOT PERMITTED TO MAKE ANY DERIVATIVE MATERIAL, INCLUDING BUT NOT LIMITED TO COPYING, REPRODUCING, TRANSFORMING, SHARING OR BUILDING UPON THE MATERIAL IN WHOLE OR ANY PART THEREOF.

# Simple Sentences - Part 1

Copy, write and complete the following sentence:

My name is \_\_\_\_\_.

My name is

Draw a picture to match the sentence.

# Simple Sentences - Part 1

Copy, write and complete the following sentence:

My brother's name is \_\_\_\_\_.

My brother's name is

Draw a picture to match the sentence.

# Simple Sentences - Part 1

Copy, write and complete the following sentence:

My sister's name is \_\_\_\_\_.

My sister's name is

Draw a picture to match the sentence.

# Simple Sentences - Part 1

Copy, write and complete the following sentence:

My mum's name is \_\_\_\_\_.

My mum's name is

Draw a picture to match the sentence.

# Simple Sentences - Part 1

Copy, write and complete the following sentence:

My dad's name is \_\_\_\_\_.

My dad's name is

Draw a picture to match the sentence.

# Simple Sentences - Part 1

Copy, write and complete the following sentence:

My grandmother's name is \_\_\_\_\_.

My grandmother's

name is \_\_\_\_\_

Draw a picture to match the sentence.

# Simple Sentences - Part 1

Copy, write and complete the following sentence:

My grandfather's name is \_\_\_\_\_.

My grandfather's

name is

Draw a picture to match the sentence.



# Simple Sentences - Part 1

Copy, write and complete the following sentence:

My best friend's name is \_\_\_\_\_.

My best friend's name

is

Draw a picture to match the sentence.



# Simple Sentences - Part 1

Copy, write and complete the following sentence:

My pet's name is \_\_\_\_\_.


My pet's name is

Draw a picture to match the sentence.



## ABORIGINAL ART


**Art** made by **Aboriginal** and Torres Strait Islander Peoples, can be found all over **Australia**. It might look like paintings on leaves, bark, wood carving, rock carving, sculpting, ceremonial clothing, watercolour painting or sand painting.



# B

## BUSH-TUCKER

**Bush-tucker** is also called **bushfood** and is any food native to Australia. Most **bushfoods** are very nutritious and found in the wild. Much of the **bush-tucker** eaten hundreds of years ago, is still available and eaten today.



# C

## CORROBOREE

A **Corroboree** is an Australian Aboriginal **ceremonial** meeting. It is a **celebration** of Aboriginal mythology and spirituality, where honouring of the Dreaming takes place through dancing, song and art.

I can write the letter 'A a'

Aa

A A A A A A

a a a a a a

A

a

I can write the letter 'B b'

Bb

B B B B B B

b b b b b b

B

b

I can write the letter 'C c'

Cc


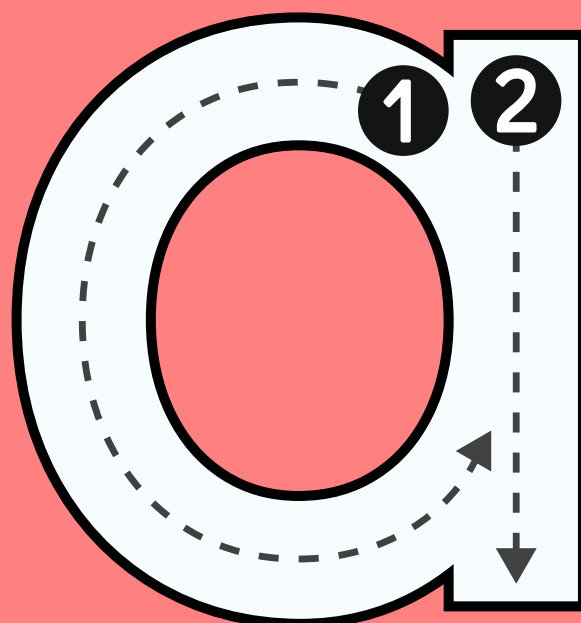
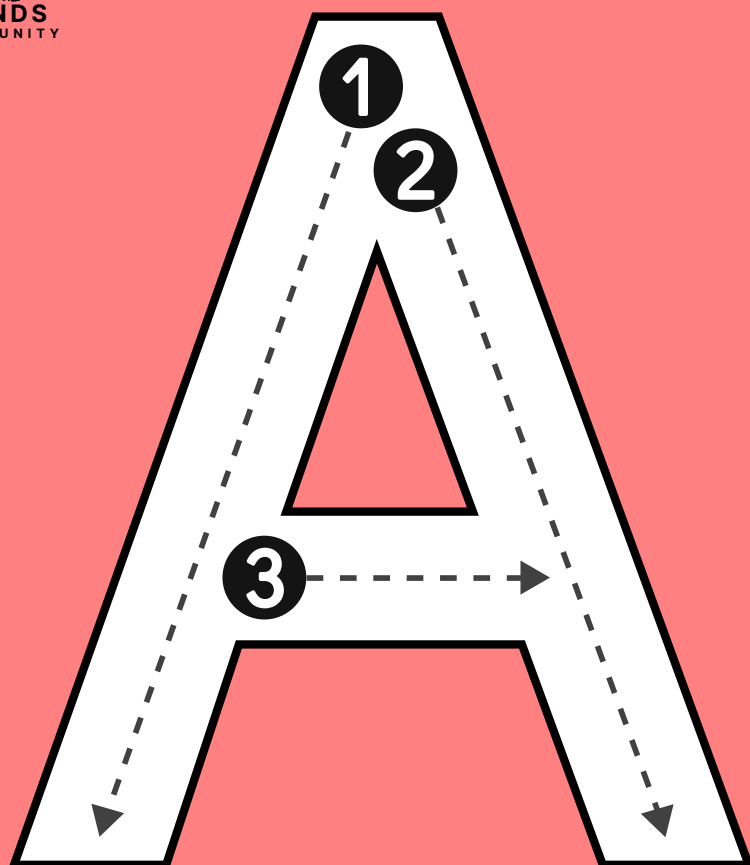
C C C C C C

c c c c c c


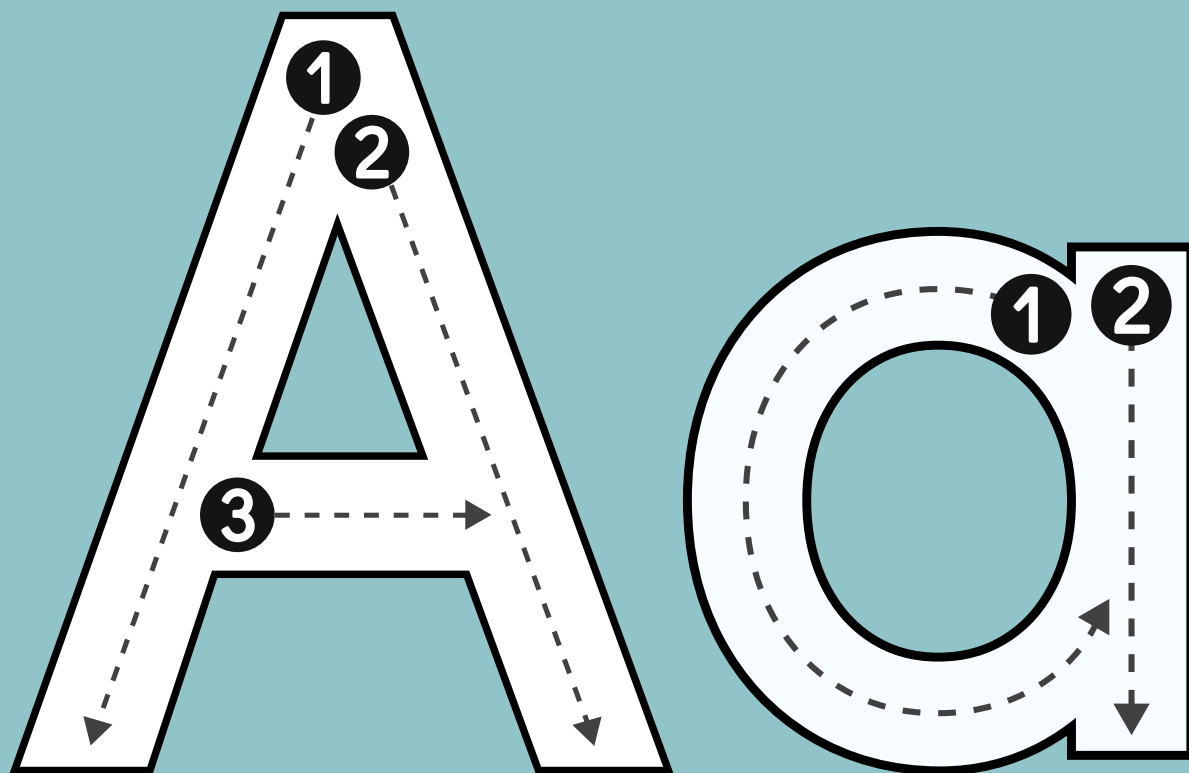
C

c






**Apples in a sack a, a, a!**  
**(short vowel sound)**



I **a**te potato on the **ta**ble  
**a, a, a!**  
(long vowel sound)



# Spontaneous Speakers





**Focus on expressing an opinion...**

I like \_\_\_\_\_  
more than  
\_\_\_\_\_.



I believe...

The best thing  
about...

I agree with...





Instructions: Cut around each leaf and place on your wall to create a string of leaves or a sight word tree.



Instructions: Cut around each leaf and place on your wall to create a string of leaves or a sight word tree.

# Roll a Sight Word


Write your sight words in the boxes below. For the last two boxes, choose your own words to practise!



A	a	And	and		

# Roll a Sight Word

Write your sight words in the boxes below. For the last two boxes, choose your own words to practise!



Away	away	Big	big		

A

a

And

and

Away

away

Big

big

# MY CVC WORDS

- Cut each box out and staple on the lines provided. Decorate the front page shown below.
- Write and read the 'ab' cvc words. Verbally break the word apart into its individual sounds.

My CVC Words:  
-ab



c  
.

a  
.

b  
.




d  
.

a  
.

b  
.





c r a b



g r a b













s c a b



! a b

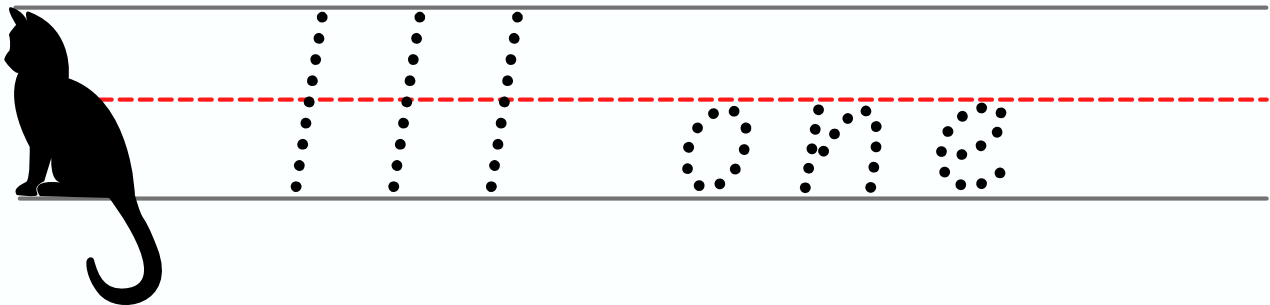

Draw and continue the patterns below.  
Create your own patterns on the next page  
with your own pictures!

# NUMBER ONE

CAREFULLY TRACE AND WRITE THE NUMBERS & WORDS BELOW:

1



Draw one object below:

How many ones can you find?

1	3	9
5	0	1
8	1	6
7	9	1
4	0	1


# NUMBER 1

1 Draw one object:


2 Trace the word and number:


One One / / /


3 Fill in the empty bubble with the correct number:





4 Circle 1 image below:





 **0**  
**zero**



 **1**  
**one**



 **2**  
**two**



 **3**  
**three**


 **4**  
**four**



 **5**  
**five**



 **6**  
**six**


 **7**  
**seven**



 **8**  
**nine**



 **9**  
**nine**


 **10**  
**ten**


 **11**  
**eleven**


 **12**  
**twelve**

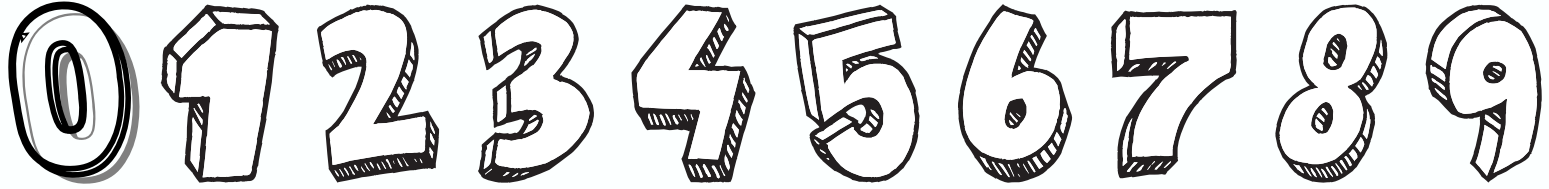

 **13**  
**thirteen**


 **14**  
**fourteen**


 **15**  
**fifteen**


# BEFORE & AFTER

Fill in the numbers that come before and after:




	<b>1</b>	
	<b>2</b>	
	<b>3</b>	

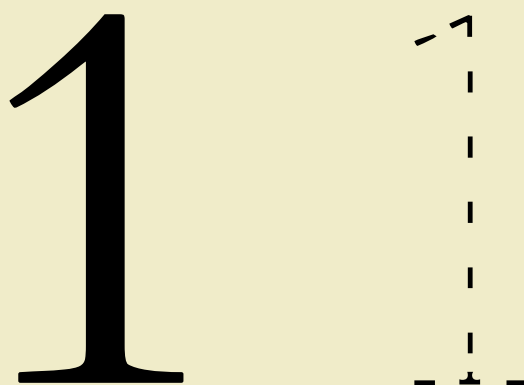
	<b>7</b>	
	<b>8</b>	
	<b>9</b>	

	<b>4</b>	
	<b>5</b>	
	<b>6</b>	

	<b>10</b>	
	<b>1</b>	
	<b>2</b>	



Start at the top,  
go round and round.  
Follow your pencil,  
until the other line is found!




Start at the top,  
go straight down.  
Follow your pencil,  
until it hits the ground!



# Number Search


Look for and colour the number 0 in the image below:





# Needs & Wants

Cut and paste the images below that show your needs.



# Using Your Senses

Write or draw what you feel, smell, see, hear  
and taste in your home environment.

**FEEL**



**HEAR**



**SEE**



**SMELL**




**TASTE**



# Needs & Wants

---

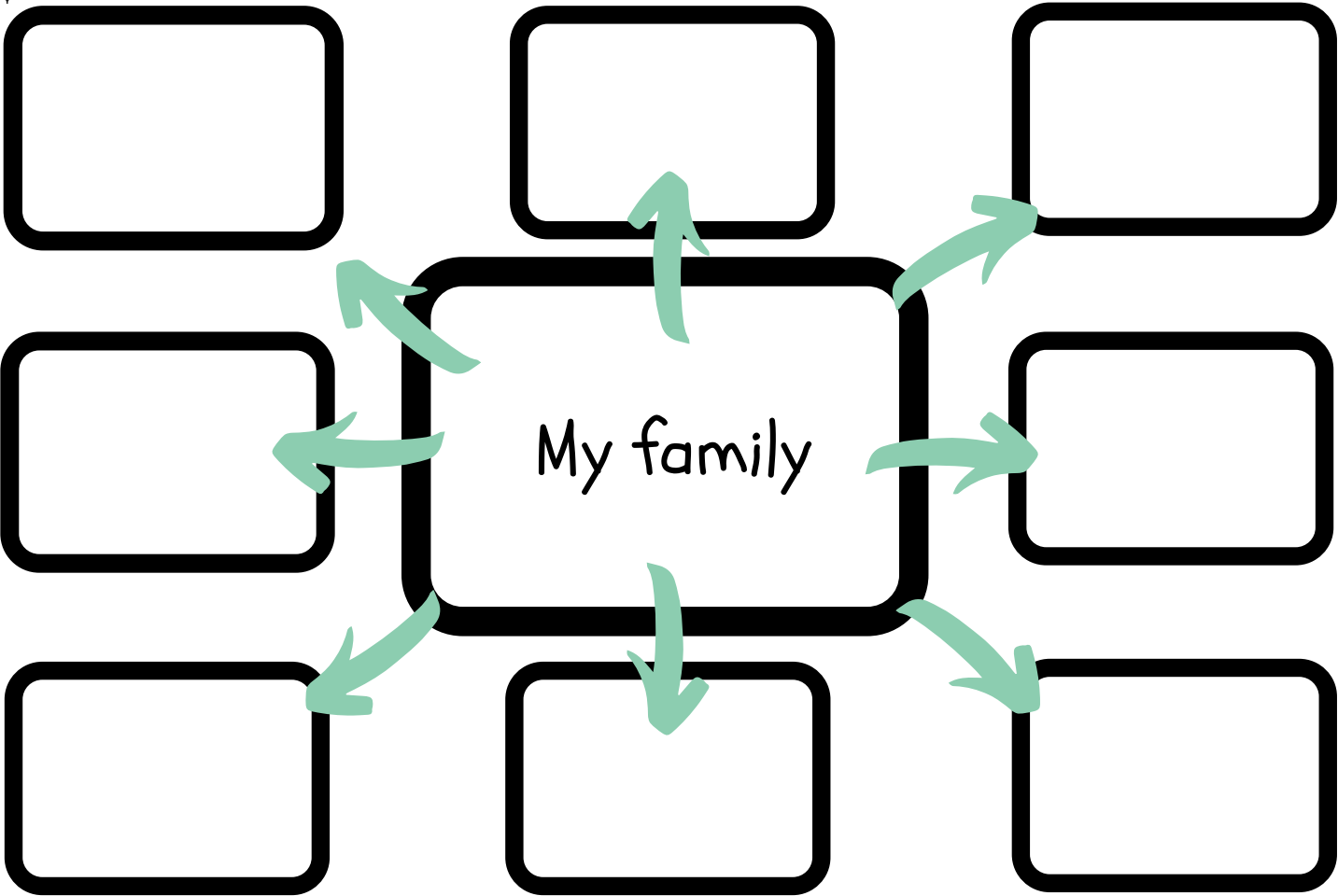

Search for needs and wants in magazines and online spaces. Draw **or** cut and paste the images below.

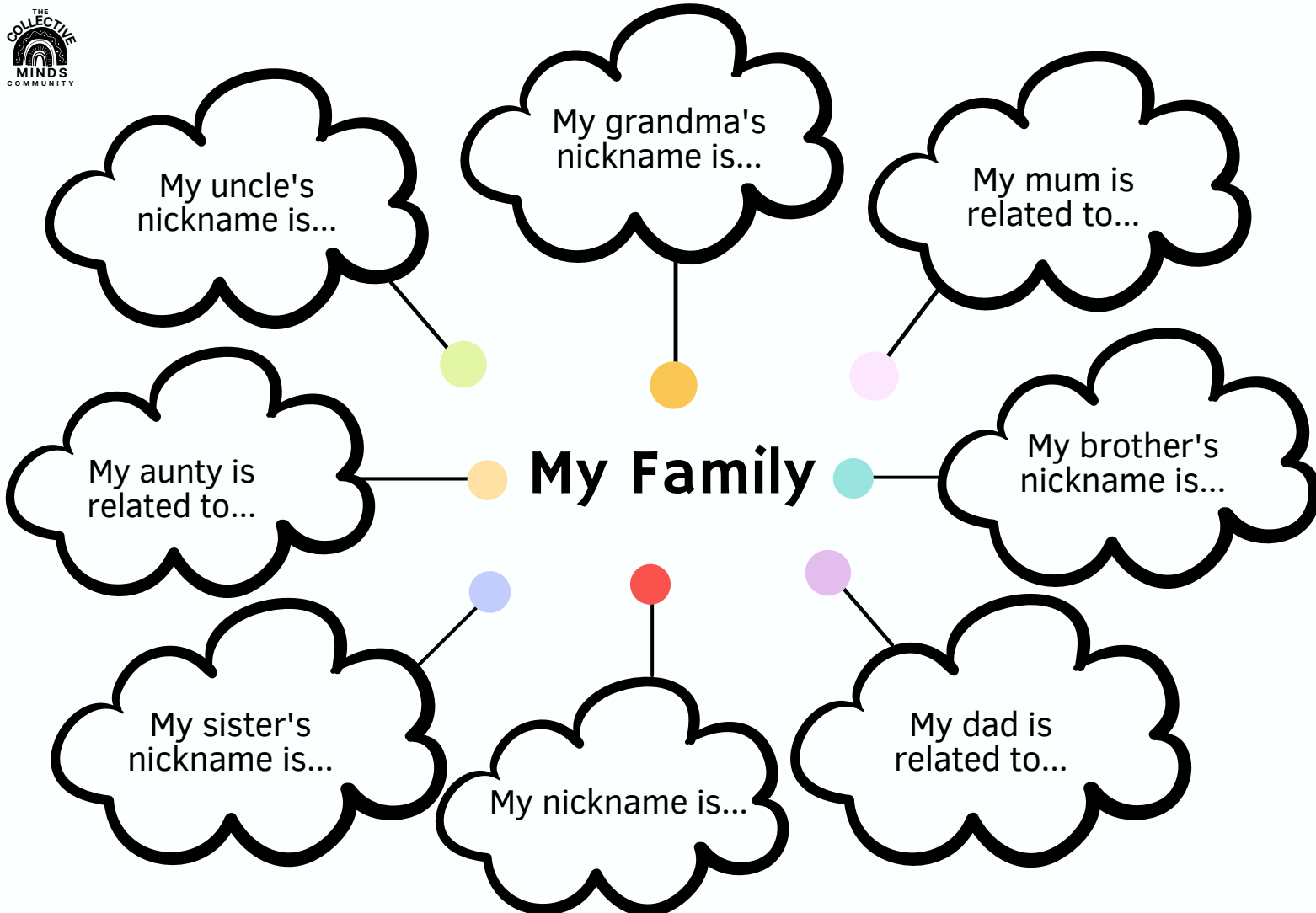
A large, empty rectangular box with a thick black border, intended for students to draw or paste images related to their needs and wants.

# My Family Members

Name: \_\_\_\_\_

Age: \_\_\_\_\_





	<b>Mum</b>
--	------------

	<b>Dad</b>
--	------------