

# FREE LEARNING SAMPLES GRADE 4



## Grade 4 Quarterly Overview: 1 of 4

Week	English			Maths		Science	Our World
	Remarkable Recounts	Discovery Writing	Focus Skill	Worldly Concepts	Everyday Concepts	Ochre Art	Past, Present & Future
1	<p><u>Past &amp; Present Recounts</u></p> <ul style="list-style-type: none"> <li>Explore the following: <ul style="list-style-type: none"> <li>Journal entries of a person living in a historical period</li> <li>Similarities and differences in journal entries from the past &amp; present</li> </ul> </li> </ul> <p><u>Journal Entries</u></p> <ul style="list-style-type: none"> <li>Recount the events of your day in a journal entry</li> </ul> <p>~ Refer to 'Remarkable Recounts' section of learning bundle ~</p>	<p><u>Complete Week 1 Writing Prompt</u></p> <ul style="list-style-type: none"> <li>Read through and edit your writing focusing on the following: <ul style="list-style-type: none"> <li>Spelling</li> <li>Grammar</li> <li>Punctuation</li> </ul> </li> </ul> <p>~ Refer to 'Discovery Writing' section of learning bundle ~</p>	<p><u>Capital Letters</u></p> <ul style="list-style-type: none"> <li>A <b>capital letter</b> is used at the beginning of a sentence and for a <b>proper noun</b>, for example: <ul style="list-style-type: none"> <li>My favourite author is Anh Do.</li> </ul> </li> </ul> <p>~ Refer to 'Focus Skill' section of learning bundle ~</p>	<p><u>Language of Chance</u></p> <ul style="list-style-type: none"> <li>Explore the everyday language of chance, for example: <ul style="list-style-type: none"> <li>Likelihood</li> <li>Probability</li> <li>Impossible</li> <li>Certain</li> <li>Likely</li> <li>Equally likely</li> <li>Unlikely</li> <li>Outcomes</li> </ul> </li> </ul> <p>~ Refer to 'Worldly Concepts' section of learning bundle ~</p>	<p><u>Multiplication &amp; Division Facts</u></p> <ul style="list-style-type: none"> <li>1 times tables and related division facts</li> <li>2 times tables and related division facts</li> </ul> <p>~ Refer to 'Everyday Concepts' section of learning bundle ~</p>	<p><u>Past &amp; Present</u></p> <ul style="list-style-type: none"> <li>Explore ochre and how it was used in the past and present, for example: <ul style="list-style-type: none"> <li>Medicine</li> <li>Trade</li> <li>Art</li> <li>Spiritual use</li> <li>Sun protection</li> </ul> </li> </ul> <p>~ Refer to 'Ochre Art' section of learning bundle ~</p>	<p><u>Vocabulary</u></p> <ul style="list-style-type: none"> <li>Explore the following words: <ul style="list-style-type: none"> <li>Voyage</li> <li>Expedition</li> <li>Colony</li> <li>First Fleet</li> <li>Invasion</li> <li>Convict</li> <li>Perspective</li> <li>Settlement</li> </ul> </li> </ul> <p>~ Refer to 'Past, Present &amp; Future' section of learning bundle ~</p>

FOR MORE INFORMATION VISIT  
[WWW.THECOLLECTIVEMINDS.CO](http://WWW.THECOLLECTIVEMINDS.CO)

### COPYRIGHT, TRADEMARK AND RESTRICTIONS OF USE:

OUR CONTENT IS PROTECTED BY COPYRIGHT AND MAY NOT BE COPIED BY YOU OR ANY OTHER PERSON, WITHOUT OUR EXPRESS WRITTEN PERMISSION. IN PARTICULAR, YOU MAY NOT SHARE, COPY OR REDISTRIBUTE THE CONTENT IN ANY MEDIUM OR FORMAT AT ANY TIME. THE CONTENT IS FOR YOUR INDIVIDUAL PERSONAL USE ONLY. YOU ARE NOT PERMITTED TO MAKE ANY DERIVATIVE MATERIAL, INCLUDING BUT NOT LIMITED TO COPYING, REPRODUCING, TRANSFORMING, SHARING OR BUILDING UPON THE MATERIAL IN WHOLE OR ANY PART THEREOF.



# Historical Recounts

*Explore journal entries of a person living in a historical period!*

*Journal entry by:*

---

*Date/year of journal entry:*

---

*Title:*

---

*Explain what the journal entry was about:*

---

---

---

---

---

---

---

---



# Recounts



*Explore the similarities and differences in journal entries from the past & present. Think about the style of writing, important dates, images or illustrations, vocabulary and specific time-related events.*

Similarities	Differences

# NOTE DOWN ALL OF THE EVENTS THAT HAVE HAPPENED THROUGHOUT YOUR DAY!

BREAKFAST

LUNCH

DINNER

ACTIVITIES

WHO YOU  
SAW

WHAT YOU READ

CLOTHES

WHERE YOU WENT

OTHER



*Journal entry*

# DISCOVERY WRITING

## PROMPTS

### Grade 4

- Complete one writing prompt each week. You can complete it in one session or add to it each day over the course of a week.
- Remember to use capital letters and full stops.
- Try to add in as much detail as possible. For example, use the 5 Ws and 1 H - who, what, where, when, why and how.
- Create an illustration to go with your writing prompt. This could be with paint, pencils, an online creation tool or even photographs.
- After the writing is complete, go back over it to spot anything that needs editing. This could look like circling some misspelled words, fixing the grammar in a sentence, adding in more adjectives, direct speech or even paragraphing!
- Collect your work each week as evidence of your writing and editing.
- Remember - creativity is key! There are no limits to your imagination!

# Discovery Writing Prompt 1

# MY PET CROCODILE

Write about what it would be like to have a crocodile as a pet.

[illegible]

# Discovery Writing Prompt 2

## THE DINOSAURS

Imagine that you looked outside and saw dinosaurs walking around your street. What would you do? Write a story about it. You can make it funny, scary, exciting or even sad. Let your imagination take you on a journey!

# PUNCTUATION



## FULL STOP

(used at the end of a sentence)



## COMMA

(marks a pause during a sentence)



## QUESTION MARK

(used at the end of a question)



## EXCLAMATION MARK

(used for expression when making a declaration or showing surprise)



## COLON

(used to separate two independent clauses)



## SEMICOLON

(used to separate items on a list)



## QUOTATION MARKS

(used to show direct speech within text)



## HYPHEN

(used to join two adjectives before a noun)



## BRACKETS

(used to provide additional information)



## ELLIPSIS

(used to signify missing text)



# CAPITAL LETTERS



**A capital letter is used at the beginning of a sentence and for a proper noun.**

**Instructions: Circle the proper nouns below and create a short silly story using these words.**

cat	Eiffel Tower	Kurt	Brooke	island
Melbourne	rug	banana	Terry	weekend
dog	book	Erin	people	zoo
Sydney	pyramid	yoghurt	August	Saturday

This image shows a blank sheet of white paper with horizontal black ruling lines. The lines are evenly spaced and run across the width of the page. There are no margins, text, or other markings on the paper.



# CAPITAL LETTERS



A capital letter is used at the beginning of a sentence and for a proper noun.

**Instructions: Unjumble the sentences and write each one correctly on the lines below.**

beautiful was a It our such for adventure to beach! morning the

---

I top hiking go on though feel I as world. I'm the of When

---

arm! I hairy felt crawling legs my Ahhh! up

---

**Instructions: Create your own silly sentences below, focusing on using capital letters.**

---



---



---



---



---



---



---



---

# Chance

Explore the everyday language of chance by writing a definition and listing events that belong with each heading!

IMPOSSIBLE




---



# Chance

Explore the everyday language of chance by writing a definition and listing events that belong with each heading!


POSSIBLE



# Chance

Explore the everyday language of chance by writing a definition and listing events that belong with each heading!


CERTAIN



# Chance

Explore the everyday language of chance by writing a definition and listing events that belong with each heading!


LIKELY



# Chance

Explore the everyday language of chance by writing a definition and listing events that belong with each heading!


EQUALLY LIKELY



# Chance

Explore the everyday language of chance by writing a definition and listing events that belong with each heading!

UNLIKELY




# Chance

Cut and paste the following definitions onto the correct poster below (outcomes, probability and likelihood).

How likely  
something is to happen.




The chance that a  
particular  
outcome will occur.



A list of all the possible  
results of an experiment or  
investigation. e.g. When  
tossing a coin, the outcomes  
are heads or tails.


# Chance

OUTCOMES



# Chance


PROBABILITY





# Chance

LIKELIHOOD



# X MULTIPLICATION X

**1**

$1 \times 0 = 0$   
 $1 \times 1 = 1$   
 $1 \times 2 = 2$   
 $1 \times 3 = 3$   
 $1 \times 4 = 4$   
 $1 \times 5 = 5$   
 $1 \times 6 = 6$   
 $1 \times 7 = 7$   
 $1 \times 8 = 8$   
 $1 \times 9 = 9$   
 $1 \times 10 = 10$   
 $1 \times 11 = 11$   
 $1 \times 12 = 12$

**2**

$2 \times 0 = 0$   
 $2 \times 1 = 2$   
 $2 \times 2 = 4$   
 $2 \times 3 = 6$   
 $2 \times 4 = 8$   
 $2 \times 5 = 10$   
 $2 \times 6 = 12$   
 $2 \times 7 = 14$   
 $2 \times 8 = 16$   
 $2 \times 9 = 18$   
 $2 \times 10 = 20$   
 $2 \times 11 = 22$   
 $2 \times 12 = 24$

**3**

$3 \times 0 = 0$   
 $3 \times 1 = 3$   
 $3 \times 2 = 6$   
 $3 \times 3 = 9$   
 $3 \times 4 = 12$   
 $3 \times 5 = 15$   
 $3 \times 6 = 18$   
 $3 \times 7 = 21$   
 $3 \times 8 = 24$   
 $3 \times 9 = 27$   
 $3 \times 10 = 30$   
 $3 \times 11 = 33$   
 $3 \times 12 = 36$

**4**

$4 \times 0 = 0$   
 $4 \times 1 = 4$   
 $4 \times 2 = 8$   
 $4 \times 3 = 12$   
 $4 \times 4 = 16$   
 $4 \times 5 = 20$   
 $4 \times 6 = 24$   
 $4 \times 7 = 28$   
 $4 \times 8 = 32$   
 $4 \times 9 = 36$   
 $4 \times 10 = 40$   
 $4 \times 11 = 44$   
 $4 \times 12 = 48$

**5**

$5 \times 0 = 0$   
 $5 \times 1 = 5$   
 $5 \times 2 = 10$   
 $5 \times 3 = 15$   
 $5 \times 4 = 20$   
 $5 \times 5 = 25$   
 $5 \times 6 = 30$   
 $5 \times 7 = 35$   
 $5 \times 8 = 40$   
 $5 \times 9 = 45$   
 $5 \times 10 = 50$   
 $5 \times 11 = 55$   
 $5 \times 12 = 60$

**6**

$6 \times 0 = 0$   
 $6 \times 1 = 6$   
 $6 \times 2 = 12$   
 $6 \times 3 = 18$   
 $6 \times 4 = 24$   
 $6 \times 5 = 30$   
 $6 \times 6 = 36$   
 $6 \times 7 = 42$   
 $6 \times 8 = 48$   
 $6 \times 9 = 54$   
 $6 \times 10 = 60$   
 $6 \times 11 = 66$   
 $6 \times 12 = 72$

**7**

$7 \times 0 = 0$   
 $7 \times 1 = 7$   
 $7 \times 2 = 14$   
 $7 \times 3 = 21$   
 $7 \times 4 = 28$   
 $7 \times 5 = 35$   
 $7 \times 6 = 42$   
 $7 \times 7 = 49$   
 $7 \times 8 = 56$   
 $7 \times 9 = 63$   
 $7 \times 10 = 70$   
 $7 \times 11 = 77$   
 $7 \times 12 = 84$

**8**

$8 \times 0 = 0$   
 $8 \times 1 = 8$   
 $8 \times 2 = 16$   
 $8 \times 3 = 24$   
 $8 \times 4 = 32$   
 $8 \times 5 = 40$   
 $8 \times 6 = 48$   
 $8 \times 7 = 56$   
 $8 \times 8 = 64$   
 $8 \times 9 = 72$   
 $8 \times 10 = 80$   
 $8 \times 11 = 88$   
 $8 \times 12 = 96$

**9**

$9 \times 0 = 0$   
 $9 \times 1 = 9$   
 $9 \times 2 = 18$   
 $9 \times 3 = 27$   
 $9 \times 4 = 36$   
 $9 \times 5 = 45$   
 $9 \times 6 = 54$   
 $9 \times 7 = 63$   
 $9 \times 8 = 72$   
 $9 \times 9 = 81$   
 $9 \times 10 = 90$   
 $9 \times 11 = 99$   
 $9 \times 12 = 108$

**10**

$10 \times 0 = 0$   
 $10 \times 1 = 10$   
 $10 \times 2 = 20$   
 $10 \times 3 = 30$   
 $10 \times 4 = 40$   
 $10 \times 5 = 50$   
 $10 \times 6 = 60$   
 $10 \times 7 = 70$   
 $10 \times 8 = 80$   
 $10 \times 9 = 90$   
 $10 \times 10 = 100$   
 $10 \times 11 = 110$   
 $10 \times 12 = 120$

**11**

$11 \times 0 = 0$   
 $11 \times 1 = 11$   
 $11 \times 2 = 22$   
 $11 \times 3 = 33$   
 $11 \times 4 = 44$   
 $11 \times 5 = 55$   
 $11 \times 6 = 66$   
 $11 \times 7 = 77$   
 $11 \times 8 = 88$   
 $11 \times 9 = 99$   
 $11 \times 10 = 110$   
 $11 \times 11 = 121$   
 $11 \times 12 = 132$

**12**

$12 \times 0 = 0$   
 $12 \times 1 = 12$   
 $12 \times 2 = 24$   
 $12 \times 3 = 36$   
 $12 \times 4 = 48$   
 $12 \times 5 = 60$   
 $12 \times 6 = 72$   
 $12 \times 7 = 84$   
 $12 \times 8 = 96$   
 $12 \times 9 = 108$   
 $12 \times 10 = 120$   
 $12 \times 11 = 132$   
 $12 \times 12 = 144$

# Multiplication Practice

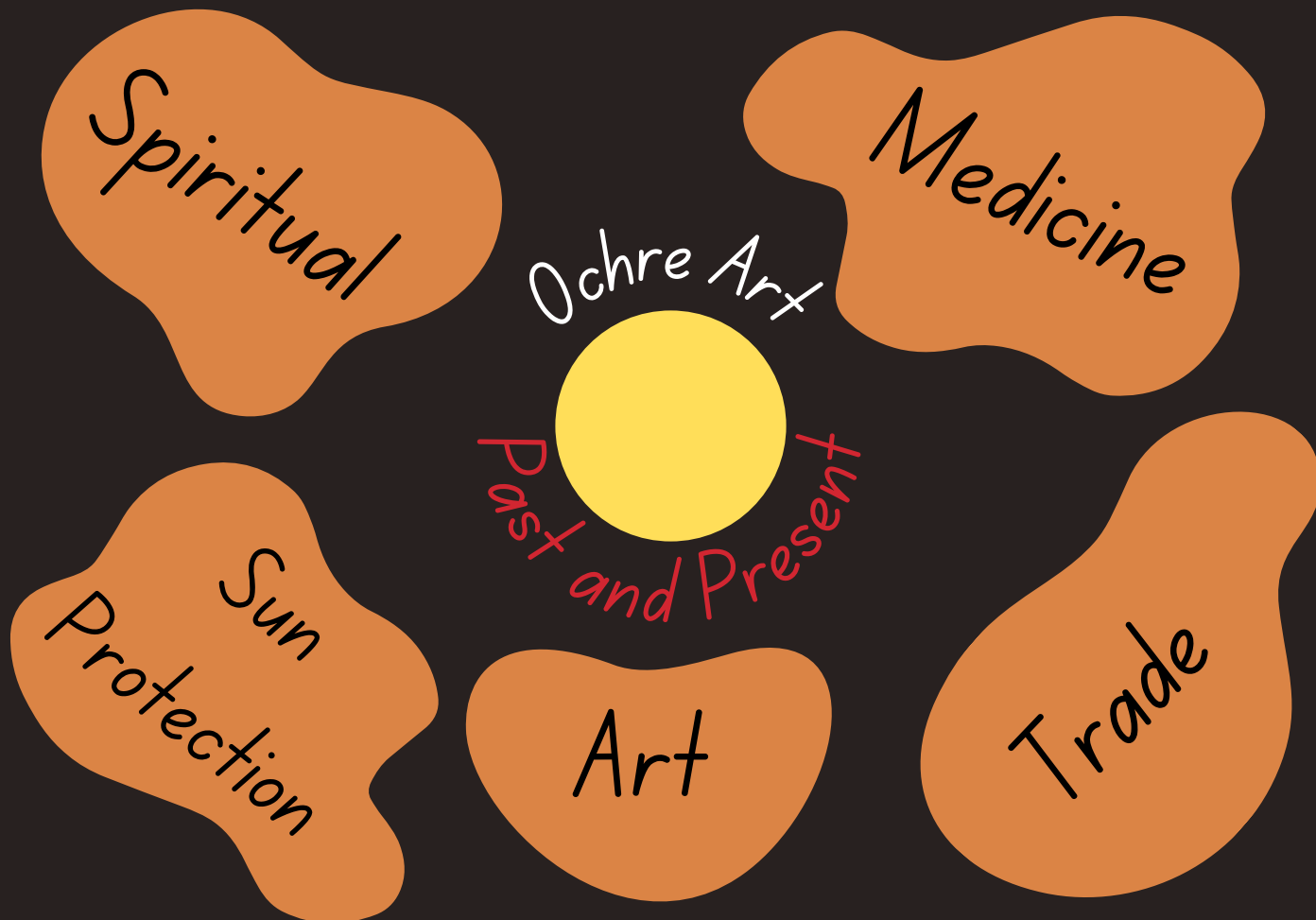
Complete the multiplication practice sums below. For an extra challenge, time yourself and try to beat your score each time.

X1	X2	X3
$1 \times 2 =$ _____	$2 \times 1 =$ _____	$3 \times 6 =$ _____
$1 \times 5 =$ _____	$2 \times 11 =$ _____	$3 \times 1 =$ _____
$1 \times 2 =$ _____	$2 \times 2 =$ _____	$3 \times 12 =$ _____
$1 \times 9 =$ _____	$2 \times 3 =$ _____	$3 \times 3 =$ _____
$1 \times 4 =$ _____	$2 \times 4 =$ _____	$3 \times 8 =$ _____
$1 \times 5 =$ _____	$2 \times 4 =$ _____	$3 \times 5 =$ _____
$1 \times 9 =$ _____	$2 \times 6 =$ _____	$3 \times 6 =$ _____
$1 \times 7 =$ _____	$2 \times 5 =$ _____	$3 \times 7 =$ _____
$1 \times 3 =$ _____	$2 \times 8 =$ _____	$3 \times 5 =$ _____
$1 \times 9 =$ _____	$2 \times 5 =$ _____	$3 \times 8 =$ _____
$1 \times 0 =$ _____	$2 \times 1 =$ _____	$3 \times 10 =$ _____
$1 \times 12 =$ _____	$2 \times 4 =$ _____	$3 \times 2 =$ _____
$1 \times 6 =$ _____	$2 \times 6 =$ _____	$3 \times 9 =$ _____
$1 \times 7 =$ _____	$2 \times 12 =$ _____	$3 \times 9 =$ _____
$1 \times 2 =$ _____	$2 \times 8 =$ _____	$3 \times 12 =$ _____

# Division Practice

Write your own divisions below

[illegible][illegible][illegible]



## OCHRE ART

Research 'ochre' and write down any information on how it was used  
in the past & present:

### MEDICINE

---

---

---

---

---

---

---

---

---

---

### TRADE

---

---

---

---

---

---

---

---

---

---

### ART

---

---

---

---

---

---

---

---

---

---



# OCHRE ART



*Research 'ochre' and write down any information on how it was used  
in the past & present:*

## SPIRITUAL:

---

---

---

---

---

---

---

---

---

---

## SUN PROTECTION:

---

---

---

---

---

---

---

---

---

---

## OTHER INFORMATION:

---

---

---

---

---

---

---

---

---

---

## OCHRE INVESTIGATION

*Explore the natural materials in your local area that  
could create different shades of ochre:*

### Natural Materials

## OCHRE INVESTIGATION

*Write a procedure on how to make ochre:*

### Ochre Procedure

---

---

---

---

---

---

---


---

---

---

# VOCABULARY

Explore and define the following words:



*Voyage*

---

---

---



*Expedition*

---

---

---




*Colony*

---

---

---



*First Fleet*

---

---

---

# VOCABULARY

Explore and define the following words:



*Invasion*

---

---

---



*Perspective*

---

---

---



*Convict*

---

---

---



*Settlement*

---

---

---